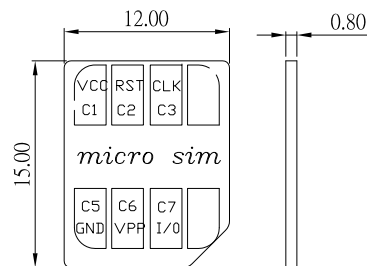
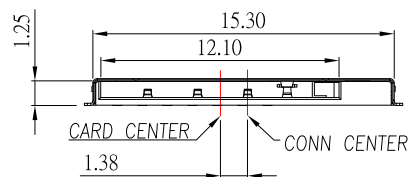
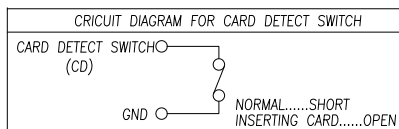


PCB LAYOUT



SIM pin Assignment	
PIN#	Name
C1	VCC
C2	RST
C3	CLK
C5	GND
C6	VPP
C7	I/O



Material:

- 1.Housing: LCP
- 2.Contact: Copper Alloy
- 3.Shell: Stainless Steel

Finish:

- 1.Contact: Plated Gold in Mating Area ;  
Gold Plated on Solder Balls ;  
Nickel under plated overall
- 2.Shell: Nickel under Plated surface layer

ITEM NO.	DESCRIPTION	DRAWN	DATE

**CONTACT** 建倚科技股份有限公司  
CONTACT TECHNOLOGY CORP.

TOLERANCE UNLESS OTHERWISE STATED :  
Up to 5 ±0.2  
Above 5 ~ 15 ±0.3  
Above 15 ~ 30 ±0.4  
Above 30 ~ 50 ±0.5  
Angle ±0.3

3RD. ANGEL'S

UNITS MM

DRAWN BY:	DATE	MAT'L	TITLE	CONNECTOR
Jack Lu	09/28/18			
CHECKED BY:	DATE	FINISH	MODLE	MICRO SIM PUSH. 7PIN H1.35
Jacky Chen	09/28/18			
APPROVED BY:	DATE	SCALE	DWG NO.	MSIM-135A-01BR-S304
Tony Kao	09/28/18	1 : 1	PART NO.	MSIM-135A-01BR-S304
		SHEET NO.	1 of 1	
				SIZE A4
				VER R